



DESCRIPTION

BAT bollard is unique for its design with sharp and essential lines. suitable for illuminating paths, parks, and gardens

TRIDONIC

Driver

CREE

LED Chip



Illumination Data

Color temperature:	3000K 4000K
Lumen output:	1000 LM
CRI	80
Beam angle	110° Flood

Physical Specification

Material Finish	Die cast aluminium
Diffuser	Poly carbonate
Optics	LENS
Ingress protection (IP)	65
Impact Protection (IK)	08

Electric Characteristics

Light source	LED Built in
LED type	COB
Power	10 Watt
P.F	>0.9
LED chip	Lumileds
Driver	Meanwell

Installation

Installation	Floor surface monunt
Wiring	Product complete with electronic components

Luminaire Body Finish Color

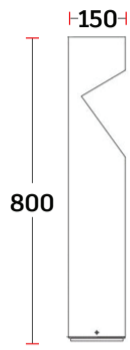
Black Ral 9005	
Grey Ral 9006	

Certificate & Warranty

Certification	CB CE LM79 LM80 TM21 Photo biological
Lifetime expectancy	50.000 hrs
Warranty duration	Up to 5 years



Dimensions & Specs



All dimensions in these sketches are in millimeters

Dimensions of luminaires

Dim	Length	Width	Height
1	150mm	150mm	800mm

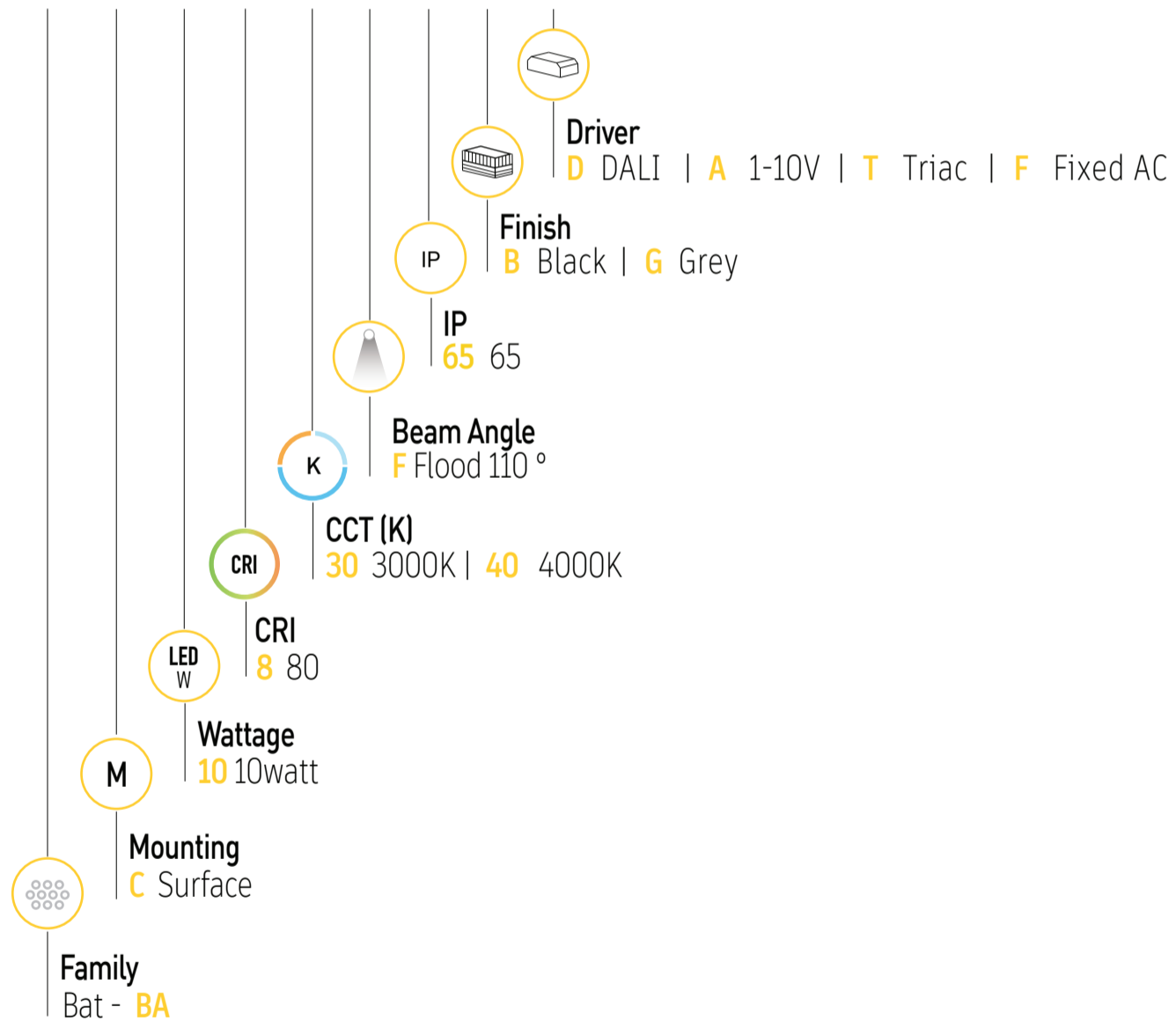
Specs

Wattage (W)	lumen (lm)
10 watt	1000lm

All dimensions in this schedule table are in millimeters

Product coding system

BR - BA C 10.8 XX F 65 X - X



BR - BA C 10.8 XX F 65 X - X

Configure luminaire specs & send us the code for order confirmation



Optional Application



RGB



Dimmable

Brighton luminaires Map

■ Brighton Luminaires Range

■ Selected Luminaire Default placement

Indoor

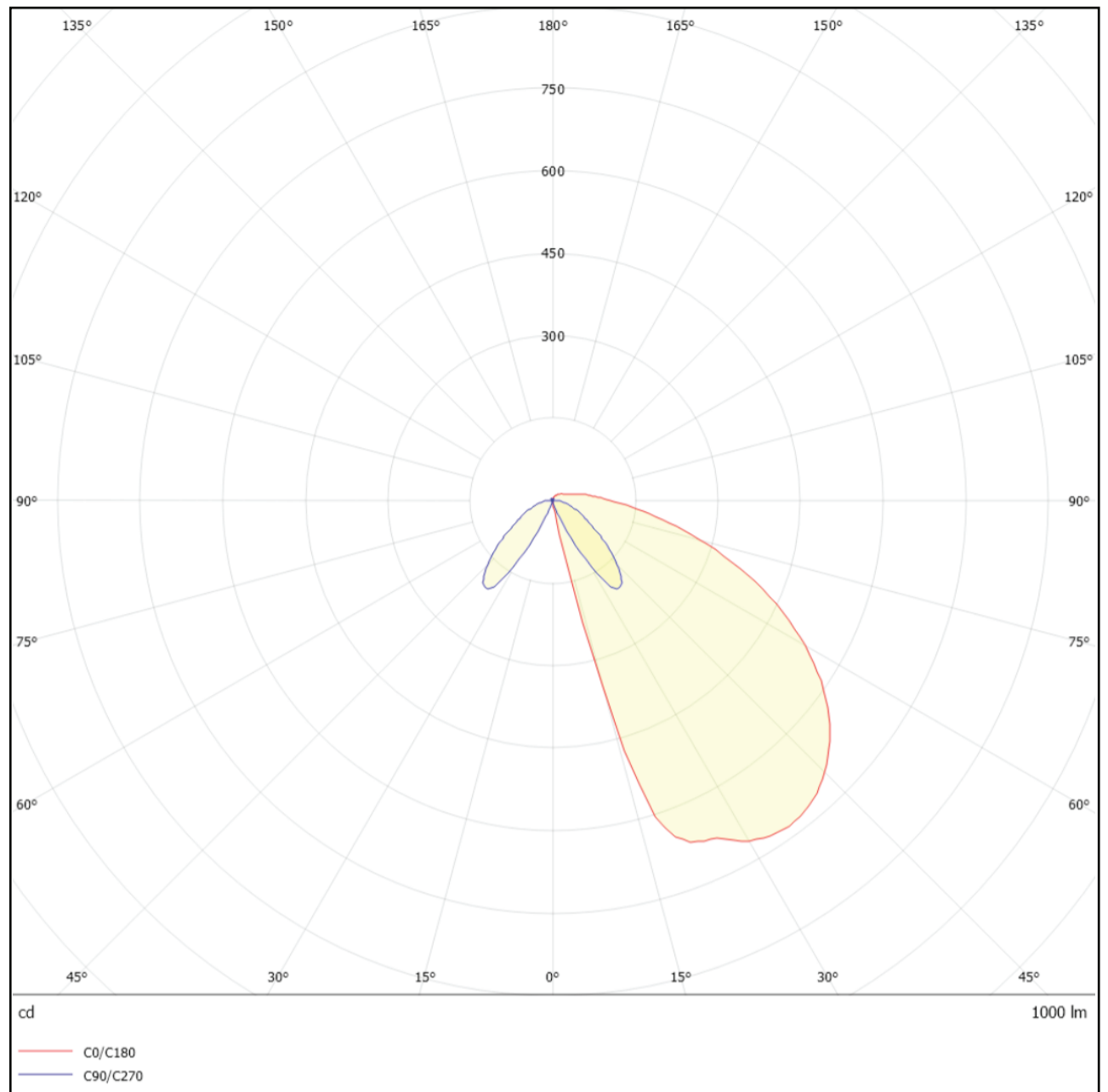
Outdoor



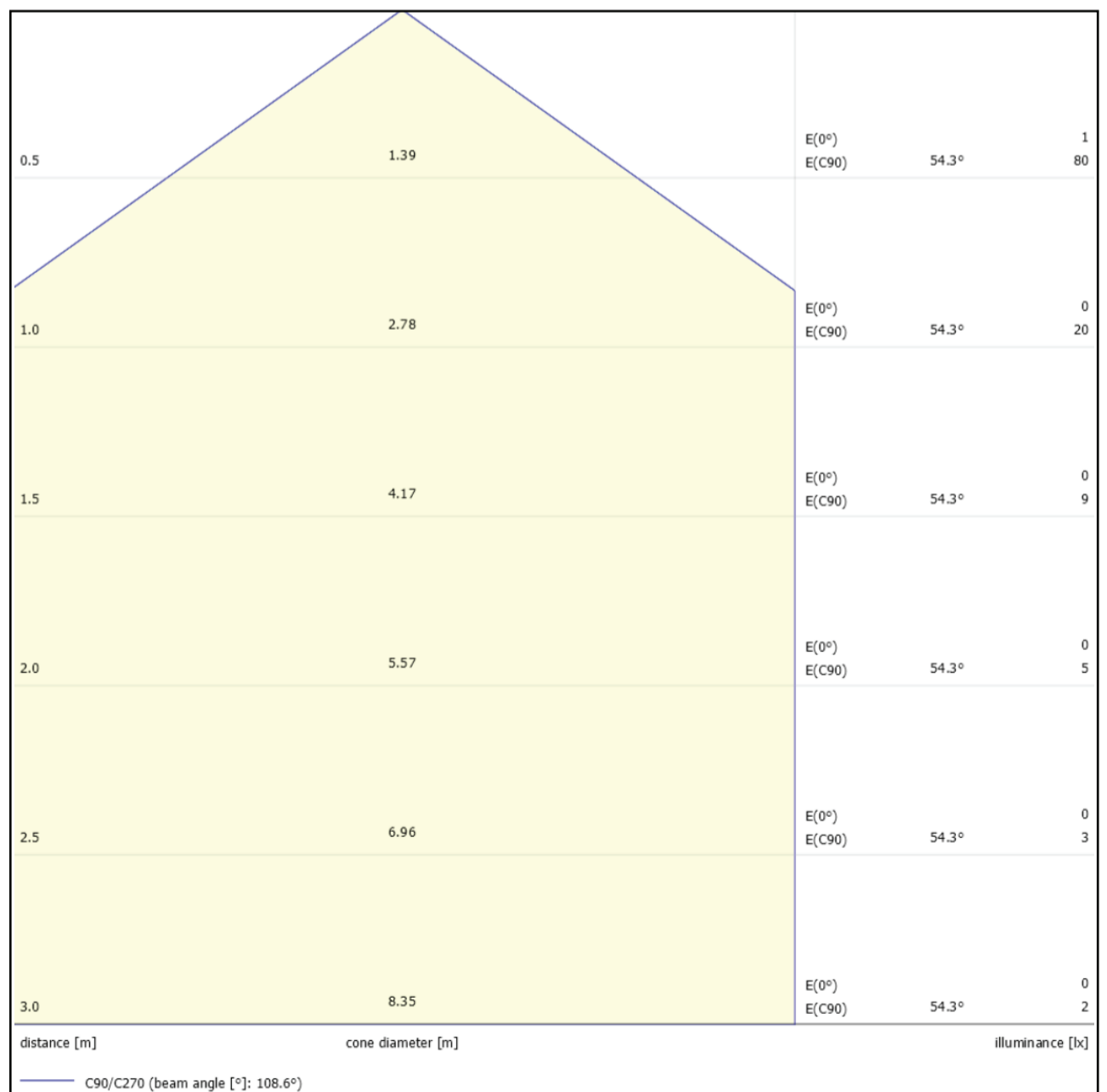
Accessories



10 Watt 110° Flood
Polar curve



10 Watt 110° Flood
Cone Diagram





Bat BA

BRIGHTON