


Installation Manual

Aqua SQ
BR-AQSXX.930120F65G-D

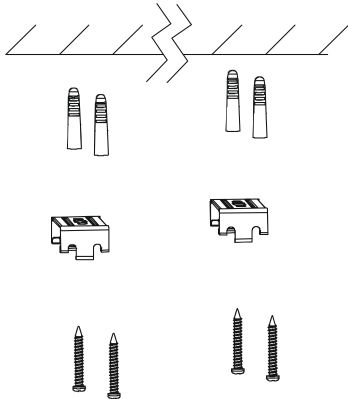
DO NOT TOUCH OR CLEAN THE LED ARRAY!
IN ORDER TO AVOID DAMAGING THE LED CHIP!



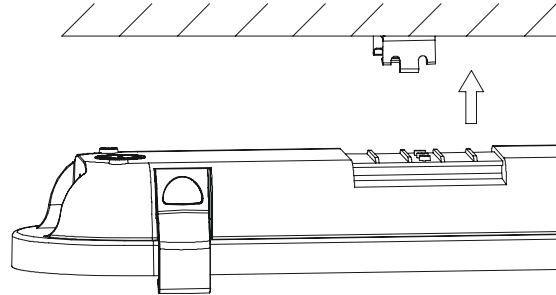
IP20 Protected against solid objects greater than 12 mm



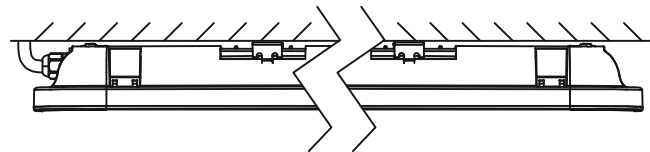
01



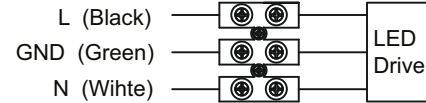
02



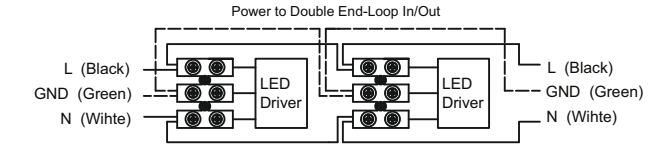
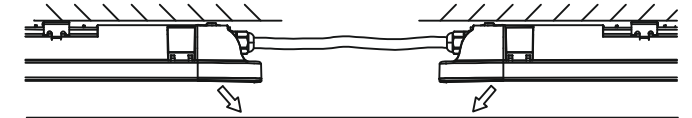
03



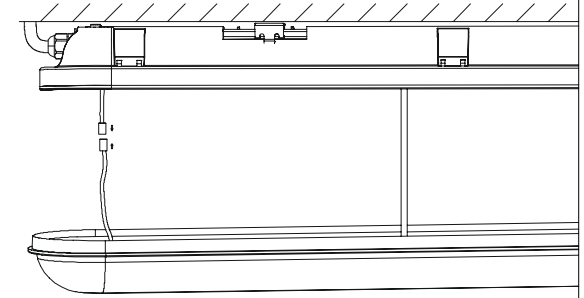
Power to Singel



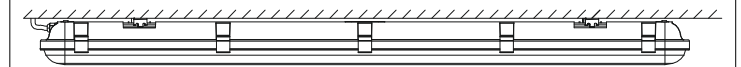
04



05



06



- Use only power supplies that are certified according to the applicable IEC or UL safety standards
- Use only SELV power supplies
- Check the ratings of the power supply with those of the luminaire. The maximum current rating must be taken into account. The indicated typical voltage must not be used to select a constant voltage power supply but is intended to be used to select a constant current power supply that is able to cover that typical voltage.
- Take appropriate ESD measures. Avoid touching bare conductors.
- Leds or led luminaires that require a current controlled power supply must never be connected in parallel.

Leds can be damaged by the contact with certain chemicals or chemical gasses, therefore led domes or led engines should never be cleaned with chemical substances. The following substances have proven to have a negative influence on the performance and must not be used in the direct environment of a led luminaire.

Methyl acetate or ethyl acetate (i.e. nail polish remover), Cyanacrylates (i.e. "Superglue"), Glycol ethers (including Radio Shack Precision Electronic Cleaner - dipropylene glycol monomethyl ether), Formaldehyde or butadiene (including Ashland PLOBOND adhesive), Dymax 954-ULF conformal coating, Loctite Sumo Glue, Gorilla Glue, Bleach, Bleach-containing cleaners, sprays, Loctite 330 adhesive, Loctite 7587 activator, Loctite 242 Threadlocker

- Remove insulation and/or provide sufficient ventilation so that the indicated max. Tc is not surpassed.
- Leds are susceptible to switching transients, therefore switching must be done in the primary circuit of the power supply.
- Spoon recommends to use the power supplies that are indicated in the primary circuit of the power supply.
- Respect polarity
- Don't test LED luminaires one by one on a powersupply that is switched on.

The light source contained in this luminaire shall only be replaced by the manufacturer or his service agent.